

SWING ARM CORNERS

WRAP SPANS AND DROP SPANS BRING MORE ACRES UNDER IRRIGATION



Reinke
MORE RIGHT THAN RAIN

DURABILITY, EFFICIENCY AND LOW-MAINTENANCE.

A Reinke swing arm corner adds valuable acres under irrigation while reducing the potential for time-consuming and costly maintenance. It starts by using high-strength steel that is 20 percent lighter and 50 percent stronger than steel used in competitive irrigation systems. This steel is then combined with engineering that meets the same uncompromising standards found in every Reinke irrigation product. The result is a swing arm corner that is lightweight for reduced stress on critical parts while being incredibly durable for years of unwavering performance.

- Backed by a factory-trained dealer network
- Adapts to almost any competitive center pivot brand
- The same, proven structural integrity found in all Reinke products
- Decreased wheel tracking
- Utilizes design features that need less maintenance
- Less stress transferred to system components
- Buried wire or Navigator GPS guidance available for precise path control
- Added features include RPM control panel, ESP, Accu-Corner and Accu-Corner Plus



5-YEAR STRUCTURAL WARRANTY

-the longest structural warranty in the industry.

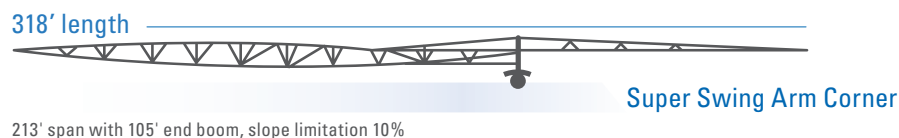


ADD ADDITIONAL ACRES WITHOUT BUYING LAND.

Not only are you bringing more acres closer to their full potential, you can add up to as many as 26 acres depending on the combination of swing arm and components. To view it another way, you can now irrigate 158 out of 160 acres on a quarter section, or 98.7 percent of total acres. In certain field configurations the number of additional irrigated acres increases dramatically.

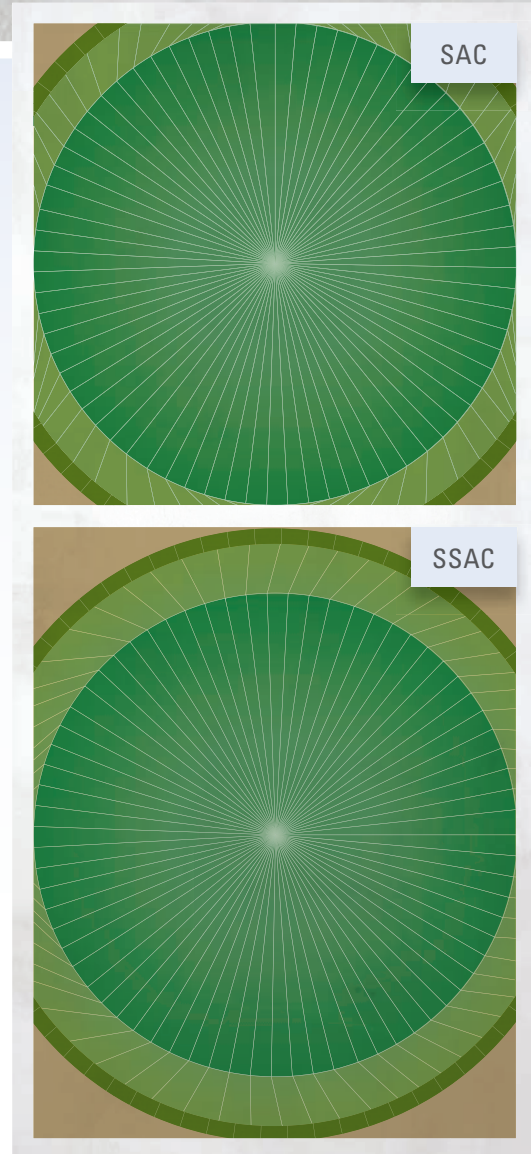
THE REINKE SWING ARM CORNER (SAC)

- 280' length provides 370' of coverage or more when end gun throw is included
- Allows operators to change the orientation to either a "leading" or "trailing" position to increase the number of irrigated acres in part circle applications



THE REINKE SUPER SWING ARM CORNER (SSAC)

- The industry's longest end boom/span combination
- SSAC delivers 408' of coverage or more when end gun throw is included
- Allows operators to change the orientation to either a "leading" or "trailing" position to increase the number of irrigated acres in part circle applications
- Add more acres in fields that are oblong in shape



Navigator GPS.

Navigator GPS is a patented system that precisely guides every corner with sub-centimeter accuracy. With GPS-based control, it also eliminates the need to bury or maintain guidance cable and, if field parameters change, a new path is easily reprogrammed.

- GPS is virtually maintenance-free, saving you time, labor and money
- Utilizes RTK surveyor grade GPS for exceptional steering accuracy
- Easily adjusts to changing boundaries and obstacles
- Ideal for rocky or hard-to-trench soil
- Eliminates costly repair to damaged buried wire due to lightning, rodents, heavy frost, tillage equipment and any number of unforeseen variables
- In 2002, Reinke successfully integrated GPS guidance to irrigation systems, the first manufacturer to do so



ESP, ACCU-CORNER AND ACCU-CORNER PLUS.

ENERGY SAVER PACKAGE (ESP)

ESP is Reinke's patented, cost-saving sprinkler package for swing arm corners. Instead of increasing pressure, it utilizes a series of automatic valves to supply additional GPM/acre (Not available with the Accu-Corner Plus system).

- Save hundreds of dollars every season
- Enables pump to operate more efficiently
- Simplifies settings for chemigation
- Reduces operating hours per application as well as equipment use, wear and related costs
- Available with SAC or SSAC

DIESEL FUEL COST SAVINGS WITH ESP

1000 GPM Pumping Unit	Without ESP	With ESP
System GPM Extended/Retracted	1,000/590	850/850
System GPM Transition Phase	590-1,000	660-1,010
GPM/Acre	4.7	5.6
Hours to Apply 1"	96.1	86.9
Pumping Depth	120	120
Horsepower Hours to Apply 1"	6,609	5,935
Diesel Fuel Cost to Apply 1"	\$1,212.40	\$1,089.20

(Annual savings based on 12" per year: \$1,478.40. Assuming diesel fuel at \$3.50 per gallon and consumption at .36 LB/HP*HR)

ACCU-CORNER

The Reinke Accu-Corner technology assures even, accurate water application throughout the corner to minimize over or under watering.

- Programmable logic controller optimizes application uniformity
- Uses 12 groups of sprinklers and up to 62 programmable stages
- Unique operator interface aids in troubleshooting
- Available with SAC or SSAC

ACCU-CORNER PLUS

The most technologically advanced corner system on the market.

The Accu-Corner Plus provides all the features found in the Accu-Corner system and includes additional benefits:

- Accommodates irregular field shapes where partial extension or retraction conditions exist
- Field ready—Accu-Corner Plus integrates with Navigator GPS to automatically know field parameters and application depth for every system without any off-site programming
- Automatically adapts sprinkler operation to match any changes in path
- Each sprinkler is independently controlled for maximum uniformity without the need for additional banks of sprinklers
- Unmatched application uniformity and ease of use
- Independently works with all RPM control panels
- No special software required, ready to go out of the box
- Available with SAC or SSAC

ADDITIONAL COMPONENTS.


GEARBOX

760 Series Gearbox (standard on all Reinke SAC/Super SAC systems):

A heavy-duty, final drive gearbox with a 2½" output shaft for added strength and durability. A larger diameter bull gear provides 20% more output than standard 740 series wheel gears.



BRONZE BULL GEAR



A chill-cast bronze bull gear is used when combined with high-speed drives to provide higher efficiency and longer life.

BOOSTER PUMP

- Allows for the use of an end gun while reducing the overall pressure of the entire system
- Lowers pumping costs
- Choice of 2hp or 5hp
- The 5hp booster pump option is ideal for systems with higher flows (over 7.5 GPM per acre)

AIR COMPRESSOR

- Uses air instead of water to activate SAC sequencing valves
- Provides a contaminant-free operating system for individual sprinkler control valves
- Provides instant, positive operation of valves
- Eliminates partially open or closed valves due to low pressure or obstructions

RPM CONTROL PANELS

Reinke Precision Management



(RPM) control panels can be tailored to match your operation's needs. We offer multiple models,

from the RPM Basic to the RPM Touch Screen panel.

All RPM panels offer:

- Easy-to-use and understand interface
- Efficient options to save time, water, labor and money
- Integration to other Reinke technology products
- Easily upgrades to meet your changing needs

VALVE SPACING

- 57" or 114" valve spacing – allows for closer spacing of sprinkler devices for improved uniformity when using sprinklers with narrower coverage patterns

TIRE SIZES

- 13.6 x 38
- 16.9 x 24 (traction tread or turf tread)
- 14.9 x 24 (traction tread or turf tread)
- 11 x 22.5 (recap must be equipped with Agri Tracs)



10-YEAR, 10,000 HOUR GEARBOX WARRANTY

-the best wheel gearbox warranty in the industry.



WRAP SPAN AND DROP SPAN.

WRAP SPAN

Whether for buildings, tree lines or unique field dimensions, the Reinke Wrap Span allows you to irrigate acres that were previously off-limits to center pivot irrigation. By placing the Wrap Span system in one or more joints (except the last bendable joint), you can wrap your pivot with or without the SAC or SSAC option up to 180 degrees.

Two configurations

- Wraps up to 10 degrees—utilizes a standard joint
- Wraps up to 90 degrees—uses a span joint that reroutes the water through a flexible coupler



DROP SPAN

The Reinke Drop Span lets you easily disconnect one or more pivot or lateral move spans and proceed past an obstacle to irrigate previously unreachable acres. It also enables you to pick up an additional span or spans of a different length if the field widens on the opposite side of the obstacle. Adjustable legs also allow you to keep the span off the ground when it's disconnected. Furthermore, the auto-stop function self-aligns the parent system to the dropped span for ease in connecting.



Reinke Manufacturing Company, Inc.

National Sales Office
1040 Road 5300
Deshler, Nebraska 68340

Phone: (402) 365-7251

Grower's hotline (toll-free): 866-365-7381

www.reinke.com

Manufacturing Facilities:

- Deshler, Nebraska
- Belleville, Kansas
- Beijing, China

Warehouse Facilities:

- Deshler, Nebraska
- Amarillo, Texas
- Johannesburg, South Africa
- Bryansk, Russia

Office Locations:

- Deshler, Nebraska
- Beijing, China
- San Luis Potosi, Mexico
- Moshav Korazim, Israel
- Moscow, Russia
- Venado Tuerto, Argentina

